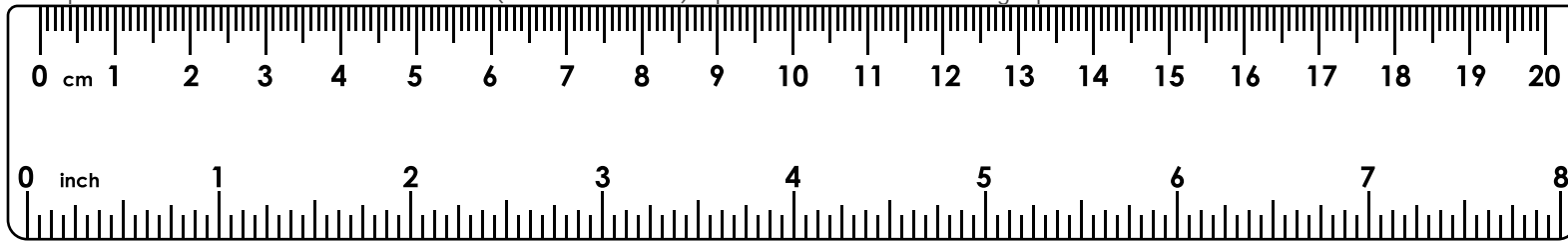


BALLZ THRU AXLE FIT GUIDE

IMPORTANT: This guide is intended for axles used with the Coho XC cargo trailer
Ce guide convient aux axes traversants pour la remorque Coho CX

1. Print this sheet on a standard 8.5"x11" letter sheet. Verify that the illustrations are to scale by using this ruler.

A imprimer sur une feuille de format 8 x 11" (lettre américaine) impérativement. Utilisez la règle pour vérifier la taille.




*Not to scale


2. Check the thread pitch of your current axle by comparing it to the illustrations here. Utilisez les gabarits ci-bas pour identifier le PAS de votre axe



1mm



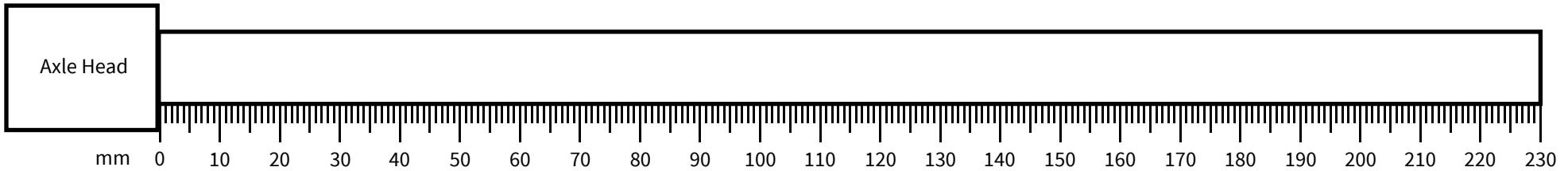
1.5mm



1.75mm

3. Measure the length of your current axle using this illustration. Measure to the end of the threads.

Mesurez ici la longueur de votre axe en incluant toute la partie filetée.



4. Use the thread pitch and axle length to determine which model of Ballz Thru Axle you need.

If your axle length is not shown for the thread pitch you have, we do not have a compatible Ballz Thru Axle for you at this time.

Utilisez la charte pour identifier l'axe à choisir.

Thread Pitch Pas de vis	Measured Axle Length longueur d'axe	Compatible Burley Thru Axle Axe Burley compatible	SKU numéro de modèle
1.0	~160-174mm	12x1.0, 142-148mm	960212
1.0	~229mm	12x1.0, 197mm	960225
1.5	~172-178mm	12x1.5, 142-148mm	960213
1.5	~229mm	12x1.5, 197mm	960215
1.5	~209mm	12x1.5, 177mm	960226
1.75	~174-180mm	12x1.75, 142-148mm	960214
1.75	~229mm	12x1.75, 197mm	960216
1.75	~209mm	12x1.75, 177mm	960227
1.75	~192-198mm	12x1.75, 142-148mm, Long	960228